

The Jacobsen

Biodiesel

INTRODUCING
Jacobsen Market Intelligence
 Weekly Analysis of Liquid Biomass Feedstocks
[LEARN MORE](#)

[The Jacobsen Rules for Reporting Biodiesel \(B100\)](#)

[Custom Charting Tutorial](#)

Jacobsen B100 Index™ 10/3/2019

| | Today | Last Trading Day 10/2/2019 | Week Ago | Year Ago |
|-----------|--------|----------------------------|----------|----------|
| Price | 2.8115 | 2.8115 | 2.8260 | 3.0117 |
| \$ Change | | 0.0000 | -0.0145 | -0.2002 |
| % Change | | 0.0% | -0.5% | -6.6% |

| Region | Latest Price 10/3/2019 | Change From 10/2/2019 | Week Ago 9/26/2019 | 4 Weeks Ago 9/5/2019 | 1 Year Ago 10/4/2018 |
|--------|---------------------------|--------------------------|-----------------------|-------------------------|-------------------------|
|--------|---------------------------|--------------------------|-----------------------|-------------------------|-------------------------|

Low Carbon Fuel Standard

| | | | | | | |
|---|---------------------|--------|----------|----------|----------|--|
| California LCFS (\$/MT, UCO) | 198.0000 - 201.0000 | 0.0000 | 200.1250 | 199.0000 | 192.0000 | |
| California LCFS (Cents Per Gallon, UCO) | 181.3000 - 193.7000 | 0.0000 | 188.1000 | 185.6500 | 188.9000 | |

Heating Oil - NYMEX Futures for November, 2019

| | | | | | | | |
|-----------|--------|--------|--|---|---|---|--|
| CME Group | 1.8760 | 0.0030 | | - | - | - | |
|-----------|--------|--------|--|---|---|---|--|

SME Biodiesel FOB - Chicago Rule 11

| | | | | | | |
|---|---------------------|--------|------------|----------|----------|--|
| B100Flat Price (\$/MT) | 878.0000 - 908.0000 | 1.0000 | ▲ 892.5000 | 885.0000 | 894.0000 | |
| B100Flat Price (\$/gal) | 2.9365 - 3.0368 | 0.0033 | ▲ 2.9849 | 2.9599 | 2.9900 | |
| B100Difference to Heating Oil w/ RINs (Cents/Gal) | 106.0000 - 116.0000 | 0.0000 | 103.0000 | 107.0000 | 59.0000 | |

SME Biodiesel FOB - US Gulf

| | | | | | | |
|---|---------------------|--------|------------|----------|----------|--|
| B100Flat Price (\$/MT) | 866.0000 - 896.0000 | 1.0000 | ▲ 881.0000 | 873.0000 | 882.0000 | |
| B100Flat Price (\$/gal) | 2.8963 - 2.9967 | 0.0033 | ▲ 2.9465 | 2.9197 | 2.9498 | |
| B100Difference to Heating Oil w/ RINs (Cents/Gal) | 102.0000 - 112.0000 | 0.0000 | 99.0000 | 103.0000 | 55.0000 | |
| B99Difference to Heating Oil no RINs (Cents/Gal) | -5.0000 | 0.0000 | -5.0000 | -5.0000 | -15.0000 | |

SME Biodiesel FOB - New York Harbor

| | | | | | | |
|---|---------------------|--------|------------|----------|----------|--|
| B100Flat Price (\$/MT) | 887.0000 - 917.0000 | 1.0000 | ▲ 901.5000 | 894.0000 | 903.0000 | |
| B100Flat Price (\$/gal) | 2.9666 - 3.0669 | 0.0033 | ▲ 3.0151 | 2.9900 | 3.0201 | |
| B100Difference to Heating Oil w/ RINs (Cents/Gal) | 109.0000 - 119.0000 | 0.0000 | 106.0000 | 110.0000 | 62.0000 | |
| B99Difference to Heating Oil no RINs (Cents/Gal) | -5.0000 | 0.0000 | -5.0000 | -5.0000 | -10.0000 | |

FAME 0 deg C CFPP/5 deg C Cloud Point FOB - USG

| | | | | | | |
|---|---------------------|--------|------------|----------|----------|--|
| B100Flat Price (\$/MT) | 836.0000 - 866.0000 | 1.0000 | ▲ 851.0000 | 843.0000 | 870.0000 | |
| B100Flat Price (\$/gal) | 2.7960 - 2.8963 | 0.0033 | ▲ 2.8462 | 2.8194 | 2.9097 | |
| B100Difference to Heating Oil w/ RINs (Cents/Gal) | 92.0000 - 102.0000 | 0.0000 | 89.0000 | 93.0000 | 51.0000 | |
| B99Difference to Heating Oil no RINs (Cents/Gal) | 5.0000 | 0.0000 | 5.0000 | 5.0000 | -20.0000 | |

FAME 0 deg C CFPP/5 deg C Cloud Point FOB - NYH

| | | | | | | |
|---|---------------------|--------|------------|----------|----------|---|
| B100Flat Price (\$/MT) | 845.0000 - 875.0000 | 1.0000 | ▲ 860.0000 | 852.0000 | 879.0000 | + |
| B100Flat Price (\$/gal) | 2.8261 - 2.9264 | 0.0033 | ▲ 2.8763 | 2.8495 | 2.9398 | + |
| B100Difference to Heating Oil w/ RINs (Cents/Gal) | 95.0000 - 105.0000 | 0.0000 | 92.0000 | 96.0000 | 54.0000 | + |
| B99Difference to Heating Oil no RINs (Cents/Gal) | 5.0000 | 0.0000 | 5.0000 | 5.0000 | -15.0000 | + |

Renewable Diesel

| | | | | | | |
|----------------------------------|-----------------|--------|----------|--------|---|---|
| California LA (delivered \$/gal) | 1.8460 - 1.9260 | 0.0030 | ▲ 1.9651 | 1.8985 | - | + |
|----------------------------------|-----------------|--------|----------|--------|---|---|

Biodiesel

| | | | | | | |
|------------------------|-----------|--------|-------------|-----------|-----------|---|
| B100LA CA dlvd (\$/MT) | 1057.0000 | 1.0000 | ▲ 1057.0000 | 1049.0000 | 1103.0000 | + |
|------------------------|-----------|--------|-------------|-----------|-----------|---|

D4 Biomass Based Diesel RIN

| | | | | | | |
|-----|-------------------|--------|-----------|---------|---------|---|
| B18 | 52.5000 - 54.0000 | 3.2500 | ▲ 46.5000 | 39.0000 | 34.0000 | + |
| B19 | 57.0000 - 58.0000 | 2.0000 | ▲ 49.7500 | 46.5000 | 36.5000 | + |

D6 Renewable Fuel RINs

| | | | | | | |
|-----|-------------------|--------|-----------|---------|---------|---|
| E18 | 13.5000 - 15.0000 | 1.0000 | ▼ 10.5000 | 9.0000 | 13.2500 | + |
| E19 | 23.5000 - 24.5000 | 0.2500 | ▲ 19.7500 | 17.7500 | 16.5000 | + |

D5 Advance Biofuel RINs

| | | | | | | |
|-----|-------------------|--------|-----------|---------|---------|---|
| A18 | 50.5000 - 52.0000 | 3.2500 | ▲ 44.5000 | 37.0000 | 32.0000 | + |
| A19 | 56.0000 - 57.0000 | 2.0000 | ▲ 48.7500 | 45.5000 | 34.5000 | + |

International Biodiesel

| | | | | | | |
|----------------------------|----------------------------------|---------------------------------|------------------------------|--------------------------------|--------------------------------|--|
| TME – Rotterdam | 655.0000 - 665.0000 | 27.0000 | ▼ 712.0000 | 744.0000 | 831.0000 | |
| SME – Argentina | 1018.0000 - 1063.0000 | 22.0000 | ▲ 1011.5000 | 993.5000 | 1016.5000 | |
| PME – Malaysia / Indonesia | 656.0000 - 671.0000 | 4.0000 | ▲ 669.5000 | 684.5000 | 708.5000 | |
| Region | Latest Price 10/3/2019 | Change From 10/2/2019 | Week Ago 9/26/2019 | 4 Weeks Ago 9/5/2019 | 1 Year Ago 10/4/2018 | |

Biodiesel(Cents/Gal)

| | | | | | | |
|--------------------|---------------------|--------|----------|----------|----------|--|
| B100Northeast | 269.0000 - 289.0000 | 0.0000 | 278.0000 | 279.0000 | 300.0000 | |
| B100Lower Midwest | 263.0000 - 284.0000 | 0.0000 | 273.5000 | 270.0000 | 289.5000 | |
| B100Southeast | 268.0000 - 285.0000 | 0.0000 | 279.5000 | 268.0000 | 290.5000 | |
| B100South Central | 253.0000 - 283.0000 | 0.0000 | 270.0000 | 262.5000 | 296.5000 | |
| B100Upper Midwest | 268.0000 - 286.0000 | 0.0000 | 277.0000 | 272.0000 | 294.0000 | |
| B100Rocky Mountain | 274.0000 - 294.0000 | 0.0000 | 284.0000 | 275.0000 | 302.5000 | |
| B100West Coast | 330.0000 - 345.0000 | 0.0000 | 346.5000 | 341.0000 | 360.0000 | |

Glycerine (FOB US Plant) (Cents/Lb)

| | | | | | | |
|----------------------|-------------------|--------|---------|---------|---------|--|
| Refined 99.7% USP | 26.0000 - 28.0000 | 0.0000 | 27.0000 | 31.0000 | 42.0000 | |
| Refined 99.7% Tallow | 22.0000 - 24.0000 | 0.0000 | 23.0000 | 30.0000 | 41.5000 | |
| Crude 80% Basis | 4.5000 - 5.5000 | 0.0000 | 5.0000 | 4.7500 | 7.5000 | |

Feedstock prices can be found in either the [Animal Fat & Oils Price Guide](#) Or the [Vegetable Oil Guide](#).

Biodiesel Bulletin

Biodiesel Market

Trump administration expected to make biofuel announcement Friday

The announcement was originally proposed weeks ago and was intended to make up/account for some of the damage inflicted on the renewable fuels industry by the EPA's use of small refinery waivers. What was intended to be an easy announcement for the president, as well as one intended to shore up agricultural support for the coming election, became anything but easy as the oil industry let the president know that they were vehemently opposed to any concessions being granted at their expense.

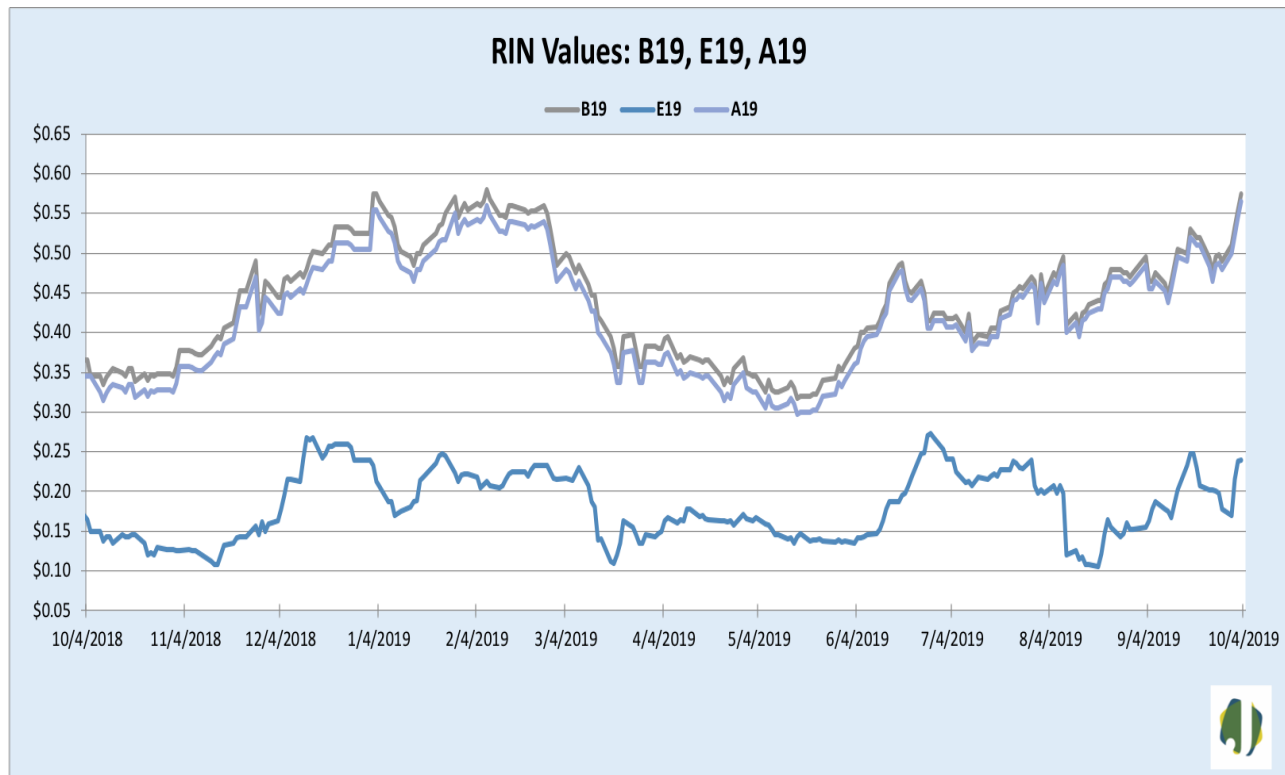
The pending proclamation is expected to follow the particulars that were originally laid out. There would be a boost to biofuel blending mandates for future years based on a rolling three-year average of gallons exempt by the EPA through use of the small refinery exemptions (SREs). There is also expected to be an increase for ethanol and advanced biofuel production mandates.

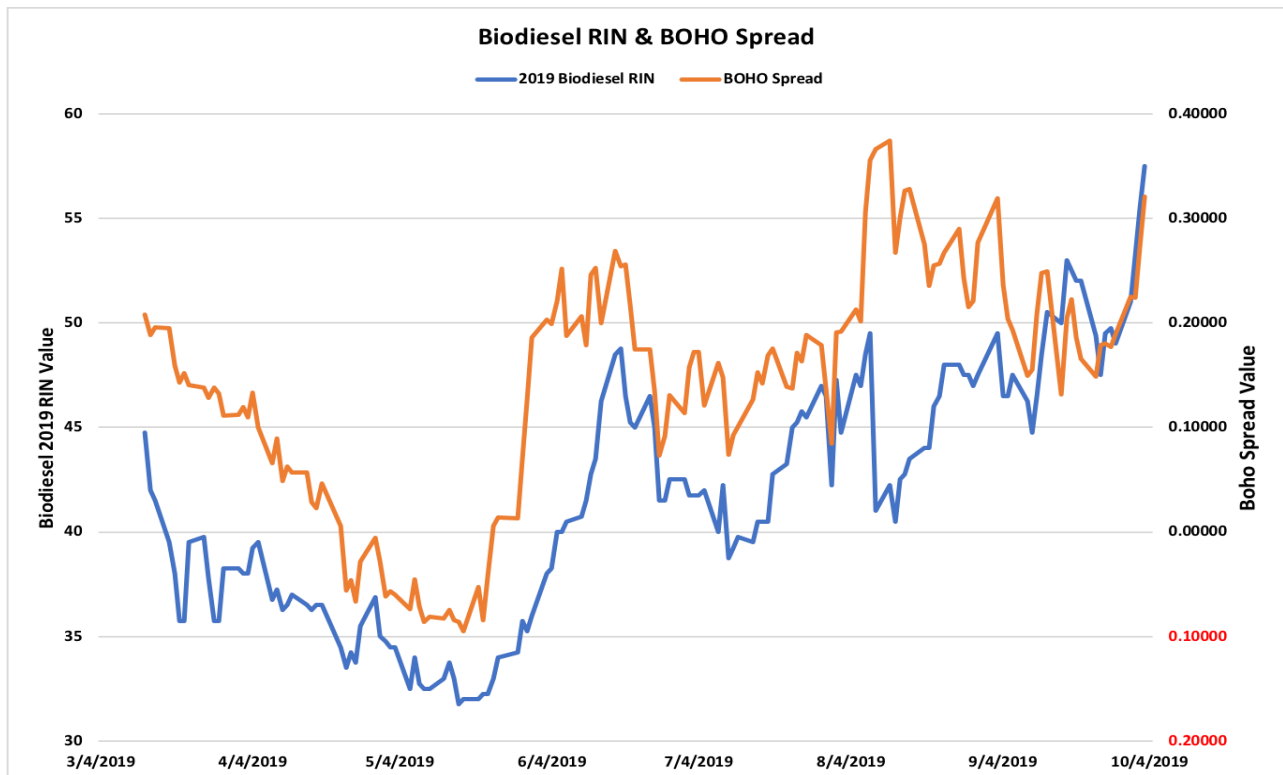
There have been many cooks in the kitchen on this deal, so it might be interesting to see what it looks like after the dust settles. One thing the deal is not supposed to include is any type of caps placed on RIN values.

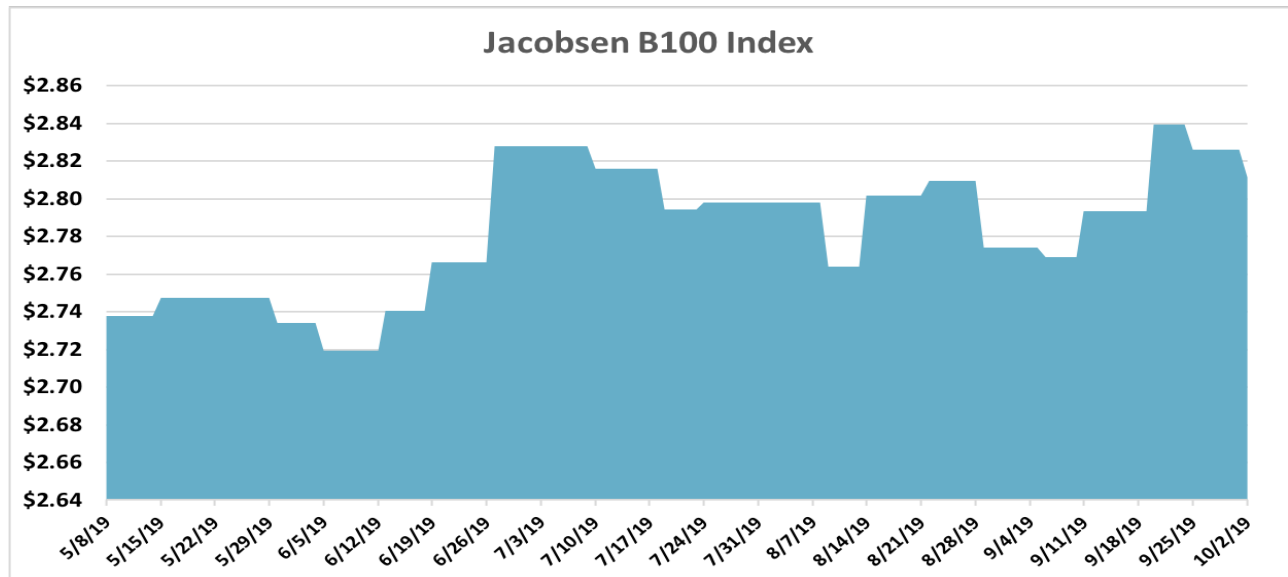
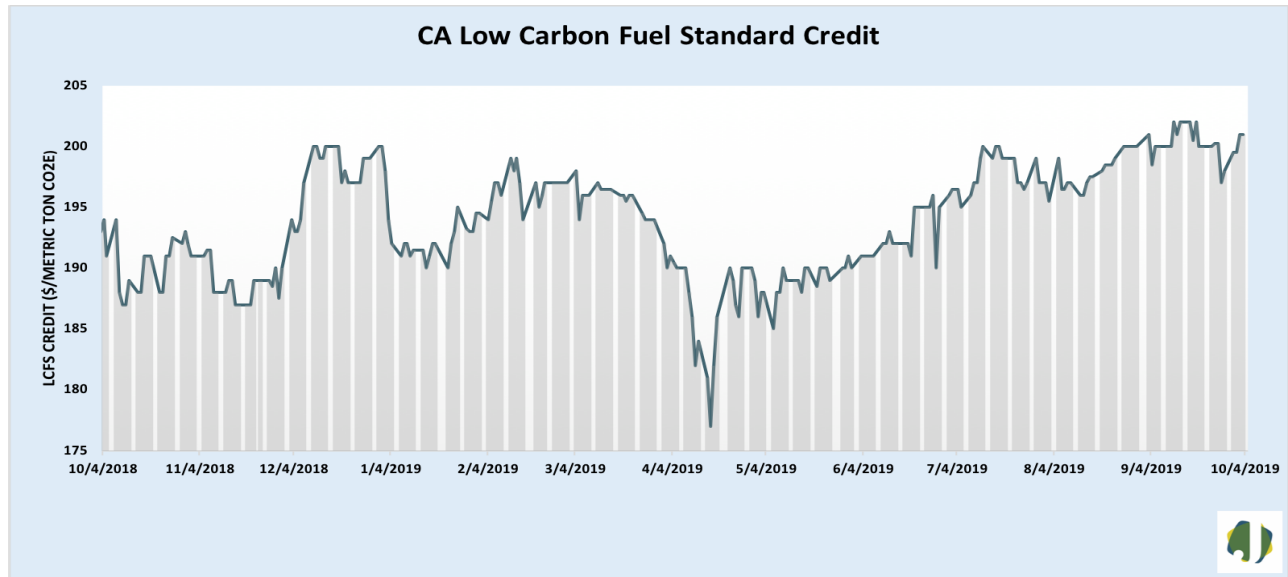
RINs have been riding a wave of excitement on the pending announcement. The 2019 biodiesel RIN has rallied 17 percent, or 8.5 cents, this week to an eight-month high. The 2019 Ethanol RIN jumped 35 percent, or 6.25 cents, falling just short of a two-week high.

While anticipation of increased blending for biofuels has helped to rally the RIN market, rising soybean oil and falling heating oil prices have been working to dim the blending outlook. Soybean oil has risen 4.4 percent in value this week while heating oil prices have fallen 3.4 percent. Stronger bean oil and lower heating oil prices combine to push the bean oil/heating oil spread higher. The BOHO is up 13 cents per gallon and at a 7-week high.

Daily Charts







INDUSTRY-RELATED NEWS

October 02 (UPI) U.S. farm bankruptcies rise as trade war drags on - Between July 2018 and June 2019, the number of farms that filed for Chapter 12 bankruptcies rose by 13 percent over the previous year,...Loan delinquency rates have reached a six-year high. And nearly 13,000 farms disappeared in 2018, [READ MORE](#)

Sep 03 (Reuters) Oil industry urges Trump administration to dismiss biofuel industry wish list - The American Petroleum Institute on Tuesday urged the Trump administration to reject proposals floated by U.S. farmers and ethanol producers to boost ethanol demand, the latest development in the clash over biofuel policy. President Donald Trump last week said his administration was planning a "giant package" related to ethanol that would please U.S. farmers angry that many more oil refiners have been freed from obligations to use the corn-based fuel. [READ MORE](#)

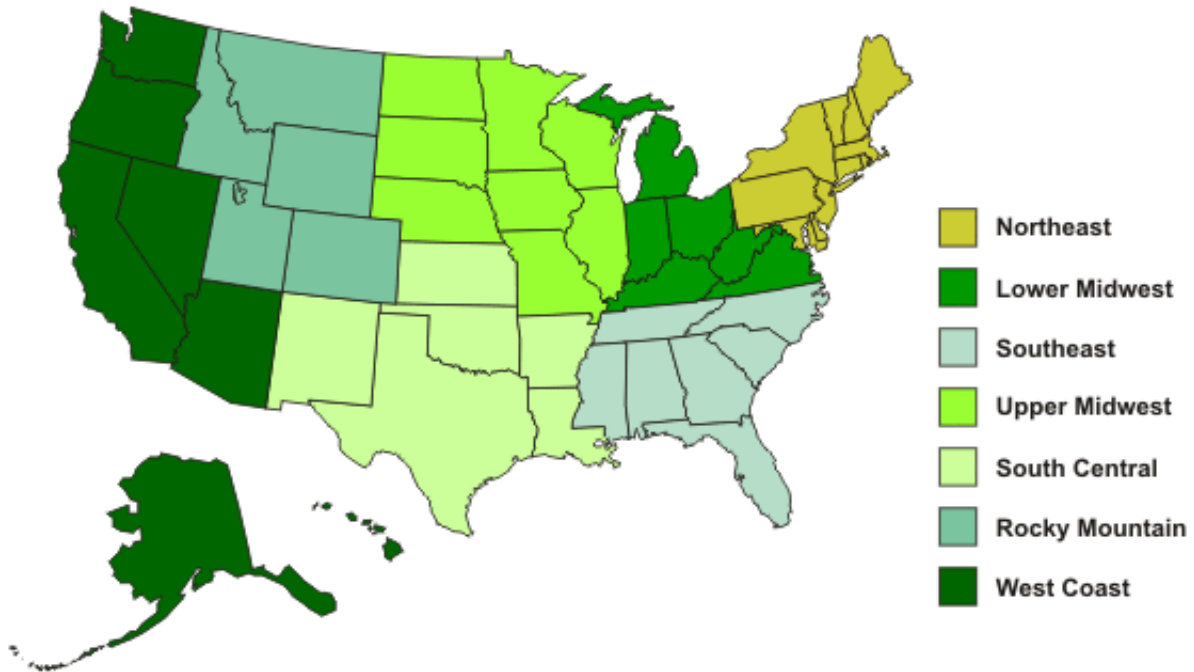
Aug 16 (KCCI) Grassley says EPA 'screwed' farmers with biofuels exemptions - During a taping of Iowa Public Television's "Iowa Press" program Friday, Grassley was asked his thoughts on 31 refinery exemptions the Environmental Protection Agency

issued for 2018 and approved after a review last week. He responded: "They screwed us." President Donald Trump promised farmers, who largely supported him in the 2016 election, he would support ethanol production. [READ MORE](#)

I always look forward to hearing from our customers. Please feel free to contact me with any questions, comments, or suggestions you may have. If you buy, sell, or trade any of our products, I would like to hear from you. Bob Lane at bob@thejacobsen.com 847-549-3640.



Biodiesel (B100) Reporting Regions



To view current B100 price vs cost estimate charts, [click here](#).

If you would like to contribute pricing/trade information, please contact Bob Lane at bob@thejacobsen.com or 847-549-3640. Questions, comments, or corrections are always welcomed

USE LIMITATION: Unless expressly specified, you may not modify, copy, distribute, transmit, display, perform, reproduce, publish, license, create derivative works from, transfer, or sell any information, software, products or services obtained from the JPC Sites/Services. All rights not expressly granted herein are reserved.

Footnotes

1. All prices are FOB unless otherwise noted.
2. An asterisk (*) denotes a price correction/adjustment versus the previously reported price.

Commodity Added to Dashboard

[×](#)
[View the Dashboard](#)